

DIRECT COMPOSITE VENEERING SYSTEM

# BRILLIANT COMPONEER<sup>®</sup>

A Smile Made Brilliant





# BRILLIANT COMPONEER®

## A Smile Made Brilliant

### Aesthetic anterior restorations in just one session

BRILLIANT COMPONEER are prefabricated composite shells for the aesthetic restoration of anterior teeth. This clever system combines the advantages of direct restoration with the advantages of the indirect veneering technique. This allows individual corrections just as easily and

efficiently as complete anterior tooth restorations. The veneers are available in different sizes and enamel shades and can easily be customized. **For the patient this means a brilliant smile in just one session.**

### Brilliant composite

The enamel shells are based on the established submicron filler technology of BRILLIANT EverGlow and are manufactured industrially. Due to its refined composition with special fillers, the material is characterised by high gloss retention.

At the same time, the outstanding stability of the veneers even allows a brilliant shine at a thickness of just 0.3 mm. The extremely smooth surface of BRILLIANT COMPONEER can be quickly polished to a high gloss.



### Luting as one piece

To fix BRILLIANT COMPONEER, simply apply a layer of the universal composite BRILLIANT EverGlow. The use of the same base material creates a firm, homogeneous bond - the ideal basis for a reliable restoration. The smooth consistency and excellent

wettability of BRILLIANT EverGlow ensure comfortable handling of BRILLIANT COMPONEER. A perfectly matched adhesive and practical working tools for positioning and modelling the veneers complete the system.

- Aesthetic, high-quality anterior restorations
- Minimally invasive restorations based on composites
- Only one session - no laboratory necessary
- Long-lasting gloss and excellent polishability
- Highly cost-effective for dental practice and patient

### Two translucent enamel shades for individual characterisation

BRILLIANT COMPONEER  
Bleach Translucent



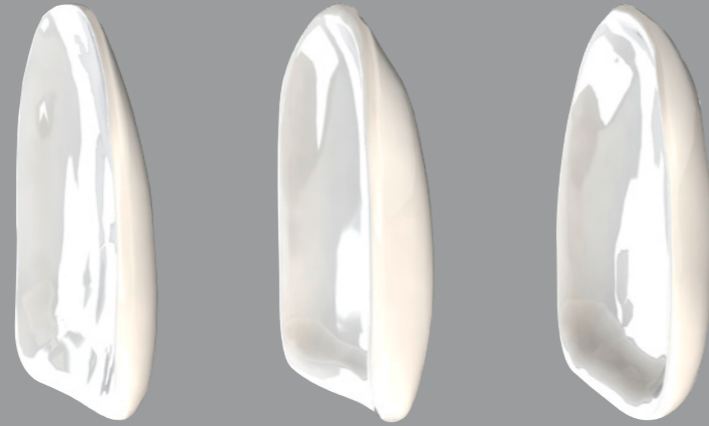
BRILLIANT COMPONEER  
Translucent



# Long-lasting gloss, gentle to tooth substance

## Minimally invasive preparation

The unique manufacturing process of BRILLIANT COMPONEER allows the production of extremely thin layers as from 0.3 mm. This allows a minimally invasive preparation preserving the existing tooth substance. At the same time, the industrially produced composite shells show excellent homogeneity and stability.



BRILLIANT COMPONEER

Competitor A

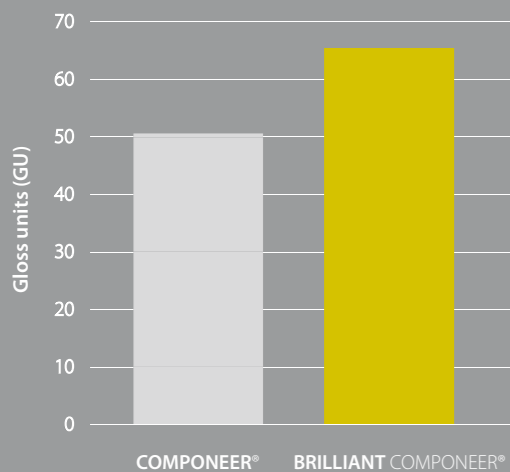
Competitor B

3D Scans comparison to show the layer thickness of the shells. Source: Measurements Units IM-TECHNOLOGY AG, Switzerland

## Excellent blend-in effect

All products of the BRILLIANT composite series impress with their excellent blend-in effects. This allows the integration of the COMPONEER shells almost invisibly. Choosing the right shade of the luting composite BRILLIANT EverGlow is easy

due to the practical «Duo Shade» concept with shades such as A1/B1 or A2/B2. In addition, the natural shade gradient of the tooth is reproduced by the increasing thickness of the translucent veneers towards the incisal edge.



Source: internal data

## Long-lasting gloss & colour stability

As a pioneer in aesthetic filling therapy, COLTENE always stands for innovative and practical solutions. In a specially invented production process, BRILLIANT COMPONEER shells are polymerised. Due to the smart filler composition, the composite shells show a smooth and silky surface. In addition, the veneers excel through their high gloss and colour stability resulting in a beautiful appearance.

A comparison of the classic COMPONEER series and BRILLIANT COMPONEER in the toothbrush simulator demonstrates the improved gloss retention under intensive continuous load with more than 20,000 brushing movements.

## Outstanding adhesion due to micro-retention

The unique micro-retentive inner surface of BRILLIANT COMPONEER increases the wettability of the composite shells with the bond. This results in a much higher adhesion than, for example, with classic ceramic veneers.

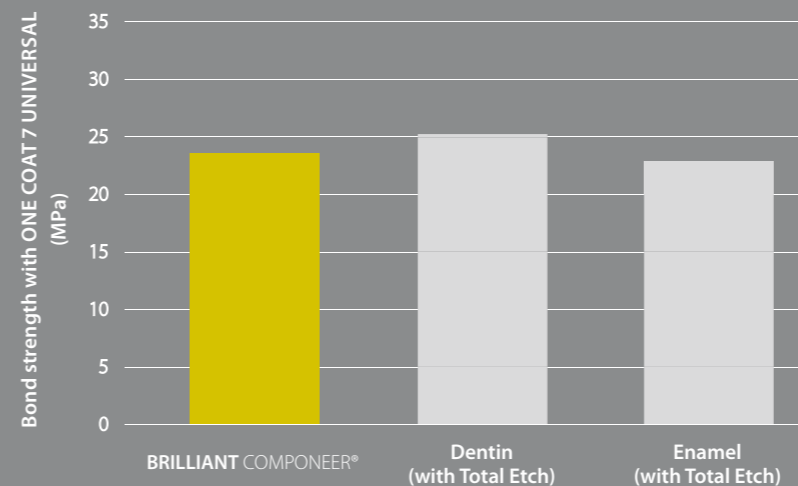


## Long-lasting due to dentine-like elasticity

High tensile forces are generated at the adhesive interface between the tooth and restoration material under load. Due to the dentine-like elasticity modulus of BRILLIANT COMPONEER, tensions remain low.

This prevents cracks or chipping – a good base for especially durable restorations.

E-modulus: 9.8 GPa  
Flexural strength 125 MPa



Source: internal data

## Reliable adhesion to tooth substance

ONE COAT 7 UNIVERSAL is the perfect partner for luting BRILLIANT COMPONEER. The universal light-cured one-component bond can be used with all current techniques: whether Self-Etch, Selective-Etch or Total-Etch, ONE COAT 7 UNIVERSAL delivers exceptional bond strength in every situation.

# The plus for your patients...

## Informed patients know their needs

A bright, self-confident smile opens doors, both at work as well as in private life. Your patients want to shine in their lives and are constantly optimizing their own appearance. Minor corrections will ideally be

performed quickly and easily, without any unnecessary interruptions to everyday life. At the same time, well-informed customers expect an attractive price-performance ratio.



## BRILLIANT COMPONEER convince demanding patients with:

- Aesthetic results
- High gloss retention and durability
- Good quality at fair prices
- Fast solution in just a single session
- Minimally-invasive preparation, gentle to tooth substance
- No laboratory, impression taking or annoying temporary restorations

# ... and for your practice

## Modern practices score with innovative treatments

You run your practice cost-effectively and in accordance with the latest professional standards. With innovative treatment offers, you will inspire your patients and always be one step ahead

of your competitors. Your customers will appreciate competent advice on optimal treatment options and will be delighted by attractive, custom-made solutions.

## Your practice will also benefit from the Direct Composite Veneering System:

- Long-lasting, aesthetic results
- Efficient in comparison to direct composite restorations
- Minimally invasive compared to the indirect veneer technique
- Highly cost-effective in daily use
- No impression taking and no laboratory necessary
- Optimally matched composite system
- Wide range of applications for a number of classic indications
  - Restoration and veneering of carious defects
  - Veneering of old restorations
  - Reconstruction of lost tooth substance
  - Restoration of tooth fractures
  - Extending incisal edges
  - Cosmetic corrections of tooth discolouration and malpositions
  - Correction of anatomical malformation
  - Diastema closure



«My patients simply love their new smile. They are often amazed at how quickly and inexpensively high-quality solutions can be realised by dentists these days. With BRILLIANT COMPONEER, I am able to calculate all costs economically myself, without a laboratory or other intermediate stations.»

Dr. med. dent. Mario Besek  
Switzerland




# BRILLIANT COMPONEER®

## Success in just a few steps



1 The initial situation: anterior teeth with old, discoloured restorations




2 Shade selection: the Shade Guide is used to determine the shade of the BRILLIANT COMPONEER and the luting material.



3 Size selection: after preparation, the appropriate size is determined using the transparent Contour Guide.



4 Bonding: application of ONE COAT 7 UNIVERSAL after using total etch technique.



5 Preparation: ONE COAT 7 UNIVERSAL and BRILLIANT EverGlow are applied for luting.



6 Placement: the BRILLIANT COMPONEER is positioned on the tooth and afterwards polymerised.



7 Polishing: brief polishing improves the inherent shine of the material.



8 The result: a brilliant smile two weeks after treatment.

### TIP

#### From the practice: As individual as your patients

BRILLIANT COMPONEER are easy to customize. By using a disc, the basic anatomical shape can be individually finished for the patient. Additionally the labial surface texture can be accentuated with a fine-grained diamond.



VIEW THE FULL VIDEO



[www.componeer.info](http://www.componeer.info)

### TIP

#### From the practice: Easy to repair

As with all composite-based restorations, minor corrections are possible at any time. As BRILLIANT COMPONEER and BRILLIANT EverGlow have the same composite base, the veneers can be easily luted with the universal composite and repaired afterwards.

# ORDER INFORMATION

## BRILLIANT COMPONEER Sets

Contents			REF							
			Bleach Translucent <sup>1</sup>				Translucent <sup>2</sup>			
			S	M	L	XL	S	M	L	XL
BRILLIANT COMPONEER Set upper jaw	6 pcs.	11, 12, 13, 21, 22, 23	60023198	60023200	60023201	60023203	60023204	60023206	60023207	60023209
BRILLIANT COMPONEER Set upper jaw premolars	2 pcs.	14, 24	60023194	-	60023195	-	60023196	-	60023197	-
BRILLIANT COMPONEER Set lower jaw	6 pcs.	31, 32, 33, 41, 42, 43	60023210	60023211	-	-	60023212	60023213	-	-

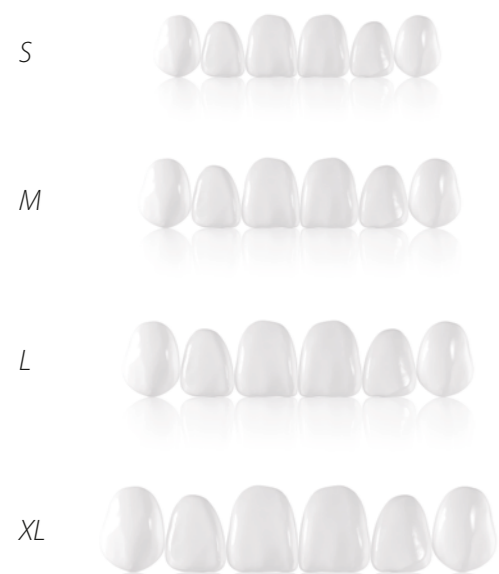
## BRILLIANT COMPONEER Refills

Contents			REF							
			Bleach Translucent <sup>1</sup>				Translucent <sup>2</sup>			
			S	M	L	XL	S	M	L	XL
Upper jaw	11	1 pc.	60023122	60023128	60023134	60023140	60023158	60023164	60023170	60023176
	12	1 pc.	60023123	60023129	60023135	60023141	60023159	60023165	60023171	60023177
	13	1 pc.	60023124	60023130	60023136	60023142	60023160	60023166	60023172	60023178
	21	1 pc.	60023125	60023131	60023137	60023143	60023161	60023167	60023173	60023179
	22	1 pc.	60023126	60023132	60023138	60023144	60023162	60023168	60023174	60023180
	23	1 pc.	60023127	60023133	60023139	60023145	60023163	60023169	60023175	60023181
	Lower jaw	31	1 pc.	60023146	60023152	-	-	60023182	60023188	-
32		1 pc.	60023147	60023153	-	-	60023183	60023189	-	-
33		1 pc.	60023148	60023154	-	-	60023184	60023190	-	-
41		1 pc.	60023149	60023155	-	-	60023185	60023191	-	-
42		1 pc.	60023150	60023156	-	-	60023186	60023192	-	-
43		1 pc.	60023151	60023157	-	-	60023187	60023193	-	-

Upper jaw						
FDI	13	12	11	21	22	23

Upper jaw		
FDI	14	24

Lower jaw						
FDI	43	42	41	31	32	33



<sup>1</sup> The new Translucent shade corresponds to the previous COMPONEER Universal shade

<sup>2</sup> The new Bleach Translucent shade corresponds to the previous COMPONEER White Opalescent shade

## BRILLIANT COMPONEER KIT syringes

REF	Item	Accessories
60023214	Intro Kit syringes	
		25 x COMPONEER Brushes
		1 x COMPONEER Contour Guide – lower jaw M
		1 x Placer
		1 x COMPONEER Contour Guide – lower jaw S
		1 x Etchant Gel S
		1 x Modelling instrument MBC
		2 x Placer Adapter
		10 x Placer Stamp
		1 x Silicone Polisher 2303RA
		1 x Silicone Polisher 2311RA
		1 x Silicone Polisher 2403RA
		1 x Silicone Polisher 2411RA
		1 x COMPONEER Contour Guide – upper jaw L
		1 x COMPONEER Contour Guide – upper jaw M
		1 x COMPONEER Contour Guide – upper jaw S
		1 x 3 g BRILLIANT EverGlow A1/B1
		1 x 3 g BRILLIANT EverGlow A2/B2
		1 x 3 g BRILLIANT EverGlow Translucent (Trans)
		1 x 3 g BRILLIANT EverGlow Bleach Translucent (BL Trans)
		1 x 5 ml ONE COAT 7 UNIVERSAL
		1 x 20 pcs. Application needles
		1 x BRILLIANT COMPONEER Shade Guide
1 x 6	Veneers upper jaw, Bleach Translucent, M, 11-13/21-23	
1 x 6	Veneers upper jaw, Bleach Translucent, L, 11-13/21-23	
1 x 6	Veneers upper jaw, Translucent, M, 11-13/21-23	
1 x 6	Veneers upper jaw, Translucent, L, 11-13/21-23	
1 x 2	Veneers upper jaw, premolar, Bleach Translucent, L, 14/24	
1 x 2	Veneers upper jaw premolar, Translucent, L, 14/24	



## BRILLIANT COMPONEER KIT Tips

REF	Item	Accessories
60023215	Intro Kit Tips	
		25 x COMPONEER Brushes
		1 x COMPONEER Contour Guide – lower jaw M
		1 x Placer
		1 x COMPONEER Contour Guide – lower jaw S
		1 x Etchant Gel S
		1 x Modelling instrument MBC
		2 x Placer Adapter
		10 x Placer Stamp
		1 x Silicone Polisher 2303RA
		1 x Silicone Polisher 2311RA
		1 x Silicone Polisher 2403RA
		1 x Silicone Polisher 2411RA
		1 x COMPONEER Contour Guide – upper jaw L
		1 x COMPONEER Contour Guide – upper jaw M
		1 x COMPONEER Contour Guide – upper jaw S
		8 x 0.2 g BRILLIANT EverGlow A1/B1
		8 x 0.2 g BRILLIANT EverGlow A2/B2
		8 x 0.2 g BRILLIANT EverGlow Translucent (Trans)
		8 x 0.2 g BRILLIANT EverGlow Bleach Translucent (BL Trans)
		1 x 5 ml ONE COAT 7 UNIVERSAL
		1 x 20 pcs. Application needles
		1 x BRILLIANT COMPONEER Shade Guide
1 x 6	Veneers upper jaw, Bleach Translucent, M, 11-13/21-23	
1 x 6	Veneers upper jaw, Bleach Translucent, L, 11-13/21-23	
1 x 6	Veneers upper jaw, Translucent, M, 11-13/21-23	
1 x 6	Veneers upper jaw, Translucent, L, 11-13/21-23	
1 x 2	Veneers upper jaw, premolar, Bleach Translucent, L, 14/24	
1 x 2	Veneers upper jaw premolar, Translucent, L, 14/24	





In my practice I now perform a restoration with BRILLIANT COMPONEER almost every week. In my workshops, I am always surprised at how quickly first-time users learn how to manage the easy-to-process composite shells. Even aesthetically demanding anterior tooth restorations can be achieved in next to no time.

Dr. med. dent. Patrizia Lucchi  
Italy



For me, minimally invasive preparations are the base of every permanent treatment. I only have to remove very little healthy tooth substance for the comparatively thin and extremely stable composite veneers. This means that they can be used quickly and easily for a wide range of indications.

Dr. med. dent. Sylvia Rahm  
Germany




LINK FOR  
MORE INFORMATION



[www.componeer.info](http://www.componeer.info)

© COLTENE – [www.coltene.com](http://www.coltene.com)



**Coltène/Whaledent AG**  
Feldwiesenstrasse 20  
9450 Altstätten / Switzerland  
T +41 71 757 53 00  
F +41 71 757 53 01  
[info.ch@coltene.com](mailto:info.ch@coltene.com)

**Coltène/Whaledent GmbH + Co. KG**  
Raiffeisenstraße 30  
89129 Langenau / Germany  
T +49 7345 805 0  
F +49 7345 805 201  
[info.de@coltene.com](mailto:info.de@coltene.com)

 **COLTENE**