




ACCUTRAC®

**Accurate and Time-Saving.
The ACCU-TRAC Precision Die System.**

 **COLTENE**

ACCU-TRAC. Removable precision dies without dowel pins. Simple, quick, and accurate.

The ACCU-TRAC® System makes the fabrication of precision models and dies easier: The model and base are poured as one, eliminating the additional work when using pins and sleeves. You save time and material, without sacrificing precision.



- 1 Precision tray =**
 - slim base
 - solid, clear acrylic
- 2 Three point die contacts =**
 - precise seating of dies
- 3 Removable locking arms =**
 - quick access to each die
 - dies are held securely
- 4 Smooth upper surface of base plate =**
 - perfect sealing of ACCU-TRAC® tray when the model is poured
- 5 Raised relief pattern on the bottom surface of the base plate =**
 - quick and easy removal of the model from the tray
- 6 Magnetic indexer =**
 - easy model removal
 - precise relocation to articulator

The ACCU-TRAC® System offers you many advantages:


- **One universal tray size =**
 - accomodates all maxilla and mandibular sizes, including quadrants
- **Low base height =**
 - model fits any articulator
- **One pour Technique =**
 - saves time and materials
- **Economical =**
 - all components reusable
- **Numerical die location =**
 - immediate recognition of dies
 - easy die repositioning
- **Open bottom tray =**
 - eliminates particle build-up
 - dies seat properly
- **ACCU-TRANS™ Transport System =**
 - economical delivery system
 - safe systematic transport/storing of models

Three good reasons for using ACCU-TRAC: Simple handling, saves time, and superior precision.

ACCU-TRAC® creates a precise base for your prosthodontic work. It requires only a few steps for accurate and removable model and dies. Simple, quick - ACCU-TRAC®!



1. Fill ACCU-TRAC® tray and impression tray with stone.



2. Align the reference marks of impression with the guide points on ACCU-TRAC® tray.



3. Bottom of ACCU-TRAC® tray with magnetic indexer ready for mounting onto articulator.



4. The magnetic indexer holds the model securely onto the articulator; yet it is easily removed when adjustments are required.



5. Articulate model in conventional manner.



6. Remove locking arms for easy access to the model.




7. Reverse base and eject model by applying even pressure to the tray.



8. Section model using Pindex® Hand-saw for precise and accurate dies. Clean individual dies and sections before placing back into tray.



ACCUTRAC®



Ordering Information

Cat. No.	Description	Quantity
AT-6	ACCU-TRAC® Introductory Kit	
	Precision Die Trays	6 pcs.
	Pouring/Ejector Bases	6 pcs.
	Articulation Spacers	6 pcs.
	Articulation Keepers	25 pcs.
	Return Request Cards	25 pcs.
	Identification Labels	25 pcs.

ATR-12	ACCU-TRAC® Refill Kit	
	Precision Die Trays	12 pcs.
	Articulation Keepers	50 pcs.
	Return Request Cards	50 pcs.
	Identification Labels	50 pcs.

	ACCU-TRAC® Economy Packaging	
AT-72	Introductory Kit 12 x AT-6 Kits	72 Units
ATR-144	Refill Kit 12 x ATR-12 Kits	144 Units
ATT-576	Precision Die Trays	576 pcs.

Cat. No.	Description	Quantity
ATK-25	Articulation Keepers	25 pcs.
ATK-300	Articulation Keepers	300 pcs.
	Return Request Cards	300 pcs.
	Identification Labels	300 pcs.
ATA-20	Locking Arms Set	20 pcs.
ATE-12	Pouring/Ejector Bases	12 pcs.
ATS-20	Articulation Spacers	20 pcs.
ATS-1	Articulation Spacers	1 pc.

	ACCU-TRANS® Transport System	
ATN-50	Disposable Carrying Cases	50 pcs.
	Identification Labels	50 pcs.
	Plastic Retainers	50 pcs.

© 2008 Coltène/Whaledent

Coltène/Whaledent Ltd.
The President Suite-A
Kendal House, Burgess Hill
Victoria Way
West Sussex, RH15 9NF/U.K.
Tel. +44 (0)1444 235486
Fax +44 (0)1444 870640
hq@coltenewhaledent.co.uk

Coltène/Whaledent AG
Feldwiesenstrasse 20
9450 Altstätten/Switzerland
Tel. +41 (0)71 757 53 00
Fax +41 (0)71 757 53 01
office@coltenewhaledent.ch

Coltène/Whaledent Inc.
235 Ascot Parkway
Cuyahoga Falls, Ohio 44223/USA
Tel. +1 330 916 8800
Fax +1 330 916 7077
productinfo@coltenewhaledent.com

 **COLTENE**