

TempoSIL[®] 2

TempoSIL 2 guarantees optimal adhesion on different surfaces as well as superior marginal integrity.

The ideally balanced elasticity of the TempoSIL 2 formulation ensures for trouble-free removal of excess temporary cement.

For esthetic applications, TempoSIL 2 is now available in 2 different shades: white and dentin.

Superior marginal integrity

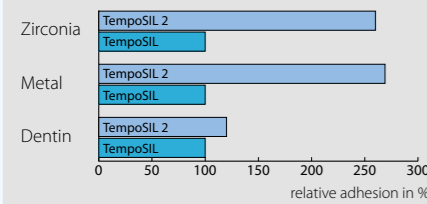
Evaluation of dye penetration into provisional crowns cemented with TempoSIL 2 after 2 weeks at 37 °C warm water followed by 24-hour dye penetration.*



The superior marginal seal of TempoSIL 2 prevents dye penetration and minimizes wash outs.

Secure adhesion

The innovative formulation of TempoSIL 2 delivers micro-mechanical retention on different surfaces.*



*Internal measurement



Order Information



TempoSIL[®] 2

Cool Temp[®]

- Cartridges**
- 5800 Cool Temp Starter Kit**
Cool Temp cartridge **A2, A3.5** 2 x 50 ml
Mixing Tip Blue pointed 20 pcs.
SYNERGY D6 Flow A2/B2 1 x 2.3 g
SYNERGY D6 Flow A3.5/B3 1 x 2.3 g
Flow application needles 4 pcs.
 - 5815 Cool Temp Single Pack**
Cool Temp cartridge **A1** 1 x 50 ml
Mixing Tip Blue pointed 10 pcs.
 - 5805 Cool Temp Single Pack**
Cool Temp cartridge **A2** 1 x 50 ml
Mixing Tip Blue pointed 10 pcs.
 - 5810 Cool Temp Single Pack**
Cool Temp cartridge **A3.5** 1 x 50 ml
Mixing Tip Blue pointed 10 pcs.

- Syringes**
- 5820 Cool Temp syringe Refill**
Cool Temp syringe **A1** 2 x 5 ml
Mixing Tip Brown pointed 8 pcs.
 - 5824 Cool Temp syringe Refill**
Cool Temp syringe **A2** 2 x 5 ml
Mixing Tip Brown pointed 8 pcs.
 - 5825 Cool Temp syringe Refill**
Cool Temp syringe **A3.5** 2 x 5 ml
Mixing Tip Brown pointed 8 pcs.

- Accessory**
- SYNERGY D6 Flow Refills**
 - 7652 A2/B2, 3 needles 1 x 2.3 g
 - 7654 A3.5/B3, 3 needles 1 x 2.3 g
 - 8469 SYNERGY D6 Flow application needles, bent 20 pcs.

- 6900 Coltène Dispenser 50 / 75 ml** 1 pc.
- 7774 Mixing Tip Blue pointed** 40 pcs.
- 6748 Mixing Tip Brown pointed** 40 pcs.
- 7235 Separator (for intra-oral use)** 1 x 5 ml

TempoSIL[®] 2

- 3686 TempoSIL 2 Trial Pack**
1 x TempoSIL 2 dentin 5 ml;
1 x TempoSIL 2 white 5 ml
15 x Mixing Tips Brown long fine
- 6727 TempoSIL 2 dentin Intro Kit**
2 x TempoSIL 2 dentin 5 ml;
15 x Mixing Tips Brown long fine
- 6729 TempoSIL 2 white Intro Kit**
2 x TempoSIL 2 white 5 ml;
15 x Mixing Tips Brown long fine
- 6728 TempoSIL 2 dentin Refill**
4 x TempoSIL 2 dentin 5 ml
- 6730 TempoSIL 2 white Refill**
4 x TempoSIL 2 white 5 ml
- 6749 Mixing Tips/Oral Tips**
40 x Mixing Tip Brown long fine

© 2014 Coltène/Whaledent AG – www.coltene.com

Coltène/Whaledent AG
Feldwiesenstrasse 20
9450 Altstätten / Switzerland
Tel +41 71 757 5300
Fax +41 71 757 5301
info.ch@coltene.com

Coltène/Whaledent Inc.
235 Ascot Parkway
Cuyahoga Falls, Ohio 44223 / USA
Tel +1 330 916 8800
Fax +1 330 916 7077
info.us@coltene.com

Coltène/Whaledent Ltd.
The President Suite
Kendal House, Victoria Way
Burgess Hill, West Sussex
RH15 9NF / UK
Tel +44 1444 235486
Fax +44 1444 870640
info.uk@coltene.com



Superior esthetics

- 3 Fluorescent Vita™ shades

User friendly

- Low shrinkage = better marginal adaptation
- Superior polishability

Cooler curing

- Low temperature = does not damage or irritate the pulp



09345 UK 07.14

PATIENT KEEPS COOL

Cool Temp NATURAL's low curing temperature does not damage or irritate the pulp to create any discomfort for the patient.

Easy fabrication using Cool Temp NATURAL also allows less chairtime for the patient.

DENTIST KEEPS COOL

With Cool Temp NATURAL, there's no need to worry about making predictable and precise temporaries, without extensive chairside adjustments.

An optimized elastic phase allows the material to be easily removed after a short time in the mouth. The inhibition layer is quickly wiped clean. The result is an accurate provisional that can be trimmed and polished effortlessly.

EASY AUTOMIX

Cool Temp NATURAL is supplied in a convenient automix cartridge 50 ml that fits the new standard 1:1/2:1 dispenser. We also supply a 5 ml automix syringe.

Automix delivery is simple, saves time and mess, and consistently provides a homogeneous material.

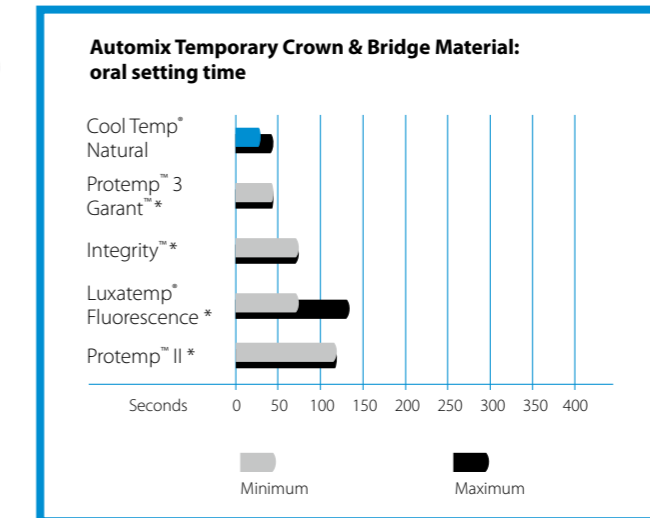
5 ML AUTOMIX SYRINGE

- Effortless delivery
- Precise, direct loading of matrix
- Less overfill = minimal waste
- No dispenser needed
- Ideal for single crowns



STUDY

Up to 75 % less time in mouth



STEP-BY-STEP

- Prior to tooth preparation, take an impression. Then prepare the teeth as required.

- Load the impression with Cool Temp NATURAL and place over the prepared teeth (35 s).

- After 30–45 s in the mouth, remove the Cool Temp NATURAL provisional. It will have a firm elastic consistency and come out easily.

- The complete restoration after preparation & polishing.

USEFUL TIP:

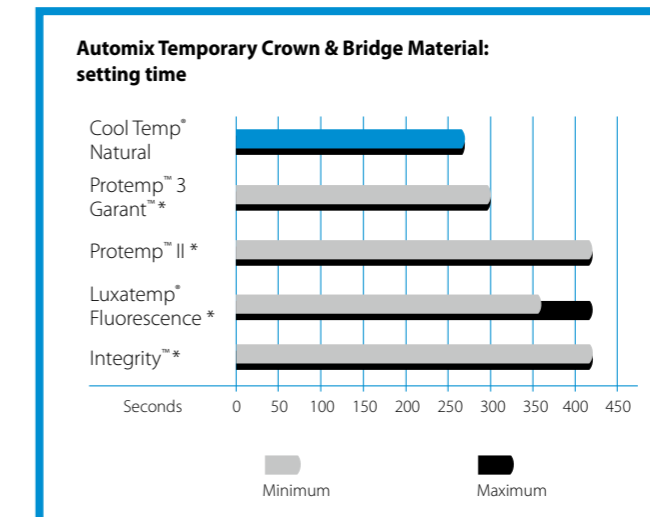
To further simplify removal, isolate the prepared teeth with COLTENE Separator prior to placing Cool Temp NATURAL.

Easy adjustments:

Use SYNERGY D6 Flow to fill voids, refine margins and improve contacts.



Faster than leading brands



Cool Temp[®] is a registered brand of Coltène/Whaledent.
* All other brands are not registered trademarks of Coltène/Whaledent.



CLINICAL CASE, DR. AMON GABRIEL SANDER, SCHRUNS, AUSTRIA



The vacuum-formed template prepared on the study model, is filled with Cool Temp NATURAL.



After 30-45 s in the mouth, Cool Temp NATURAL can be removed. If necessary, the provisional restoration can be tested to determine if it fits properly.



SYNERGY D6 Flow is ideal to fill voids, refine margins and improve contacts.



ONE temporary PVS cement material for different surfaces and indications

- Secure adhesion of provisional restorations to natural tooth structure, core build up material and metal alloys as well as zirconia
- Simple application as well as easy removal
- Fast setting time
- Two shades for esthetic applications

Clinical application



Apply TempoSIL 2 directly into the restoration using the Oral Tip.



After setting, remove excess TempoSIL 2 cement.



Cemented provisional restoration.

Trouble-free removal



Removable without leaving any residue.